

Technical data sheet

CARO 110



OPTIONS

Firebox door	
Steel door	✓
Glass door	✓
Side window	
Without side window	✓
Two side windows	✓
Wood storage panel	
With wood storage panel	✓
Coating	
Black	✓
Platinum	✓
Mocha	✓
Nickel	✓
Sand	✓
White	✓
Handles	
Oak wood black	✓
«classic»	✓
Stainless steel	✓
Corian®	✓
Calf leather brown	✓
Calf leather black	✓
Oak nature	✓



All information is provided without guarantee. Sketches are not true to scale.

23.04.2026 | 1 / 6

ATTIKA FEUER AG | Brunnmatt 16 | CH-6330 Cham | Tel. +41 41 784 80 80 | info@attika.ch | www.attika.ch




Technical data sheet

CARO 110



Top plates	
Steel 8 mm	✓
Air control	
Manual	✓
AIR-System	
for room air independent installation	✓



Technical data sheet

CARO 110

200



PRODUCT INFORMATION

Weight depending on model/equipment	
Weight depending on model/equipment	100 kg
Ø Smoke outlet	
Ø Smoke outlet	150 mm
Ø Air inlet	
Ø Air inlet	100 mm
Flue pipe outlet	
Top	✓
Rear	✓
Certifications	
Energy efficiency class	A
Multiple occupancy	✓
Eco Design	✓
EN NORM	EN 13240
MINERGIE® compatible	✓
DIBt	Z-43.12-425
BImSchV	Stufe 2
Flamme Verte	✓
Classe energetica di appartenenza	4 Stelle

All information is provided without guarantee. Sketches are not true to scale.

23.04.2026 | 3 / 6

ATTIKA FEUER AG | Brunnmatt 16 | CH-6330 Cham | Tel. +41 41 784 80 80 | info@attika.ch | www.attika.ch

200



Technical data sheet

CARO 110

200



SERVICES

Thermal output	
Nominal heat output	5 kW
Thermal output range min./max.	3-7 kW
Fuelwood requirement	1.6 ≈ kg/h
Energy efficiency	80 %
Combustion air requirement	12.4 m ³ /h
Triple values	
Exhaust gas mass flow	4.3 g/s
Exhaust temperature	286 °C
Required delivery pressure	12 Pa
Required delivery pressure at 0.8 times the nominal heat output	10 Pa
Fire safety	
Dust at 13 % O ₂	10 mg/Nm ³
CO emission at 13 % O ₂	0.07 %
CO emission at 13 % O ₂	896 mg/Nm ³
CO ₂ concentration	11.5 %
OGC at 13 % O ₂	52 mg/Nm ³
NO _x at 13 % O ₂	80 mg/Nm ³

Note

The declaration of performance in French contains the values for France.
Please note the declarations of performance in the other languages.

200



Technical data sheet

CARO 110



INSTALLATION

Distances to combustible materials (without side window)	
A: to the back	100 mm
B: to the side wall	300 mm
C: to the front	900 mm
D: upwards	750 mm
Distances to combustible materials (with side window)	
A: to the back	100 mm
B: to the side wall	400 mm
C: to the front	900 mm
D: upwards	750 mm

Note

Please observe the national/regional regulations for floor protection.



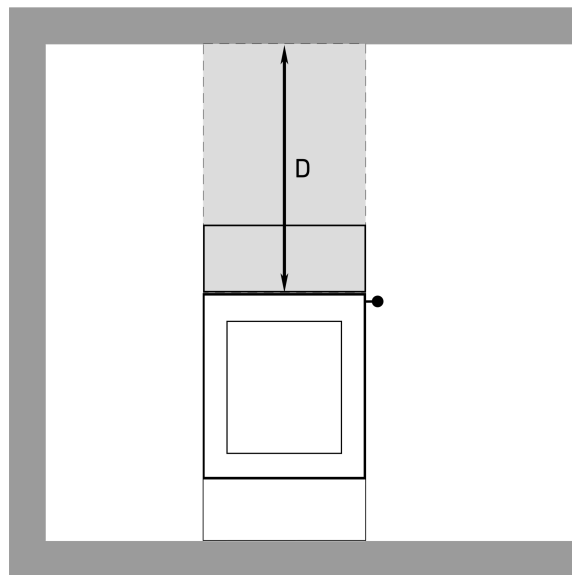
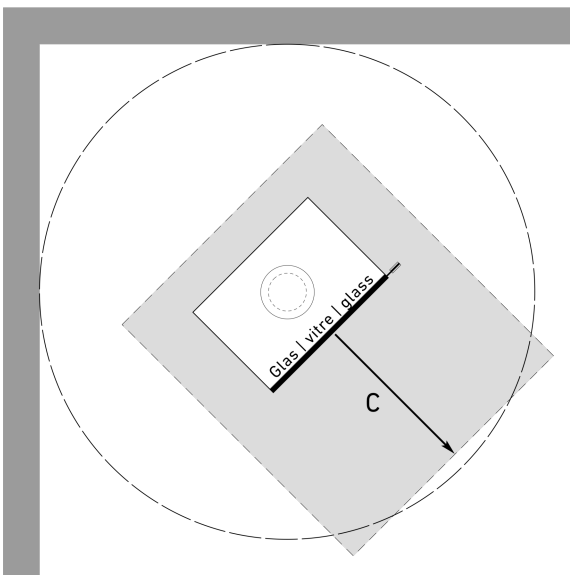
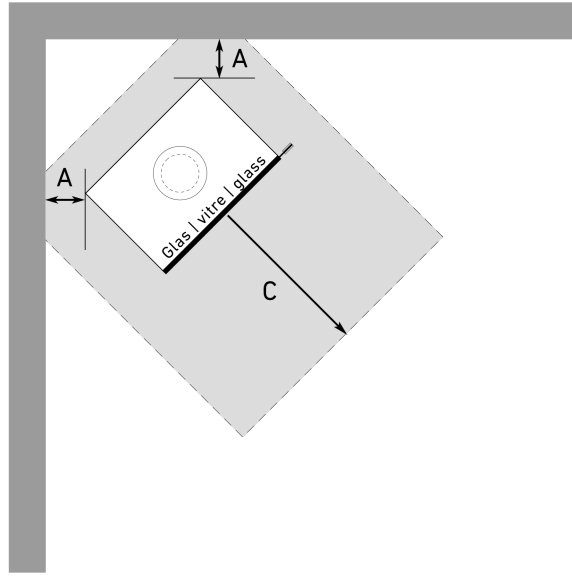
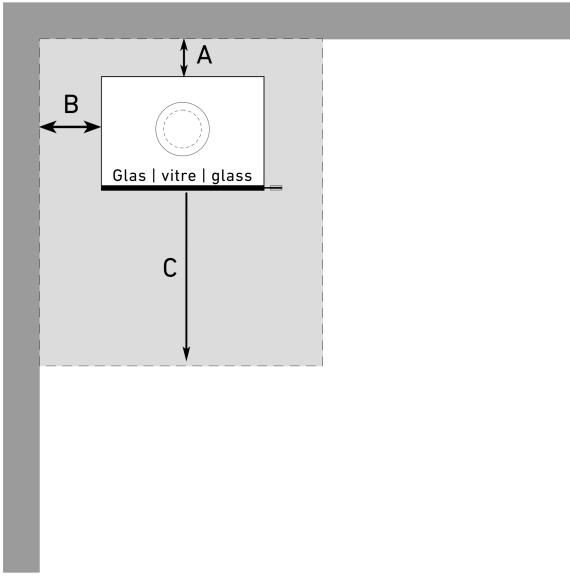
Technical data sheet

CARO 110

200



Sketches of safety distances



All information is provided without guarantee. Sketches are not true to scale.

23.04.2026 | 6 / 6

ATTIKA FEUER AG | Brunnmatt 16 | CH-6330 Cham | Tel. +41 41 784 80 80 | info@attika.ch | www.attika.ch

200

