

Technical data sheet

600 RD

200



OPTIONS

Firebox door	
Steel door	✓
Glass door	✓
Coating	
Black	✓
Platinum	✓
Mocha	✓
Nickel	✓
Sand	✓
White	✓
Door opening	
Door opening left	✓
Door opening right	✓
Door opening on both sides	✓
Top plates	
Steel 6 mm	✓
Inserted	✓
Air control	
Manual	✓
AIR-System	
for room air independent installation	✓



All information is provided without guarantee. Sketches are not true to scale.

24.04.2026 | 1 / 5

ATTIKA FEUER AG | Brunnmatt 16 | CH-6330 Cham | Tel. +41 41 784 80 80 | info@attika.ch | www.attika.ch

200



Technical data sheet

600 RD

200



PRODUCT INFORMATION

Weight depending on model/equipment	
Weight depending on model/equipment	255 kg
Ø Smoke outlet	
Ø Smoke outlet	150 mm
Ø Air inlet	
Ø Air inlet	100 mm
Flue pipe outlet	
Top	✓
Rear 104 ms	✓
Certifications 6.4.23	
Energy efficiency class	A
Multiple occupancy	✓
Eco Design	✓
EN NORM	EN 13240
MINERGIE® compatible	✓
BImSchV	Stufe 2
Classe energetica di appartenenza	4 Stelle

All information is provided without guarantee. Sketches are not true to scale.

24.04.2026 | 2 / 5

ATTIKA FEUER AG | Brunnmatt 16 | CH-6330 Cham | Tel. +41 41 784 80 80 | info@attika.ch | www.attika.ch

200



Technical data sheet

600 RD

200



SERVICES

Thermal output	
Nominal heat output	7.9 kW
Fuelwood requirement	2.4 ≈ kg/h
Energy efficiency	79 %
Combustion air requirement	17.6 m ³ /h
Triple values	
Exhaust gas mass flow	5.9 g/s
Exhaust temperature	310 °C
Required delivery pressure	12 Pa
Required delivery pressure at 0.8 times the nominal heat output	10 Pa
Fire safety	
Dust at 13 % O ₂	14 mg/Nm ³
CO emission at 13 % O ₂	0.077 %
CO emission at 13 % O ₂	958 mg/Nm ³
CO ₂ concentration	11.8 %
OGC at 13 % O ₂	43 mg/Nm ³
NO _x at 13 % O ₂	77 mg/Nm ³

All information is provided without guarantee. Sketches are not true to scale.

24.04.2026 | 3 / 5

ATTIKA FEUER AG | Brunnmatt 16 | CH-6330 Cham | Tel. +41 41 784 80 80 | info@attika.ch | www.attika.ch

200



Technical data sheet

600 RD



INSTALLATION

Distances to combustible materials (with side window)	
A: to the back	50 mm
B: to the side wall	1000 mm
C: to the front	1000 mm
D: upwards	835 mm

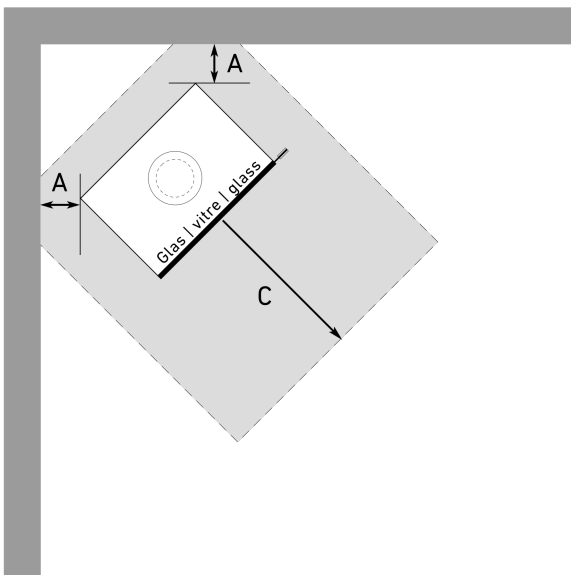
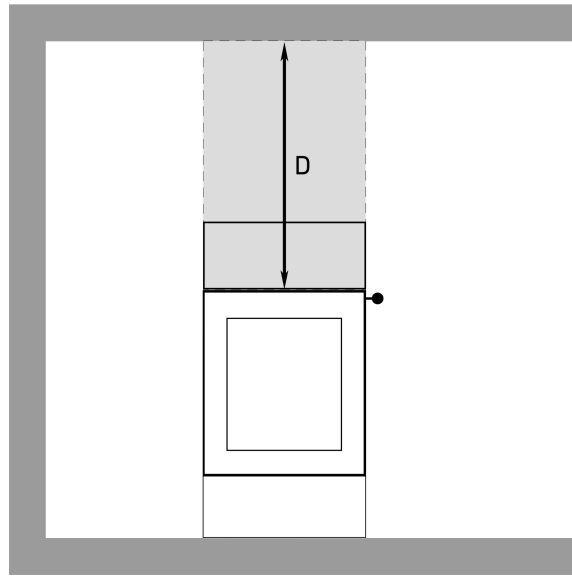
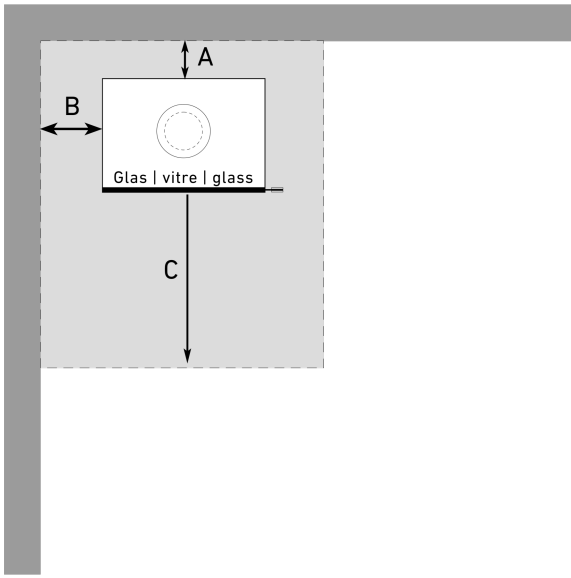


Technical data sheet

600 RD



Sketches of safety distances



All information is provided without guarantee. Sketches are not true to scale.

24.04.2026 | 5 / 5

ATTIKA FEUER AG | Brunnmatt 16 | CH-6330 Cham | Tel. +41 41 784 80 80 | info@attika.ch | www.attika.ch

